



**AGENDA**  
**Public Safety Commission**  
**September 14, 2020 6:30 p.m. Meeting**  
**ELECTRONIC MEETING**

*This meeting will be conducted electronically under the authority of MN State Statutes 13D.021 since an in-person meeting is not possible due to the COVID-19 Pandemic.*

*To watch the meeting, visit [www.newbrightonmn.gov](http://www.newbrightonmn.gov) or tune into CTV Channel 8023 (CenturyLink) or Channel 16 (Comcast).*

**I. Call to Order**

**II. Roll Call**

- |  |   |
|--|---|
| <input type="checkbox"/> Chair Geoff Hollimon      | <input type="checkbox"/> Commissioner Tanya Kessler       |
| <input type="checkbox"/> Vice Chair Karen Wagner   | <input type="checkbox"/> Commissioner Stephanie Kitzhaber |
| <input type="checkbox"/> Commissioner Robert Boyd  | <input type="checkbox"/> Commissioner Ache Wakai          |
| <input type="checkbox"/> Commissioner Amina Ghouse | <input type="checkbox"/> Commissioner Jack Winkels        |

**III. Approval of Agenda**

**IV. Approval of August 10, 2020 Minutes**

**V. Presentations, Public Hearings, and Business Items**

**A. Traffic Stop Data Collection** – Director Tony Paetznick

**VI. Reports and Updates**

**A. Allina Health** – Dave Matteson

**B. Public Safety Update** – Tony Paetznick, Director of Public Safety

**C. City Council Update** – Graeme Allen, Councilmember

**VII. Adjournment**

*\* A quorum of the City Council may be present.*



**MINUTES**  
**Public Safety Commission**  
**August 10, 2020 City Hall**  
**Council Chambers 6:30 p.m.**

**I. Call to Order**

The meeting was called to order at 6:34 p.m. by Chair Hollimon. Due to the COVID-19 pandemic this meeting was held virtually.

**II. Roll Call:**

Members Present: Commissioners Robert Boyd, Amina Ghouse, Geoff Hollimon, Tanya Kessler, Stephanie Kitzhaber, Karen Wagner, Ache Wakai and Jack Winkels.

Members Absent: None.

Also Present: Director Tony Paetznick, Council Member Graeme Allen and Dave Matteson (Allina Health).

**III. Approval of Agenda**

Motion by Kessler, seconded by Kitzhaber to approve the August 10, 2020 agenda as presented. A roll call vote was taken. Motion carried 8-0.

**IV. Approval of Minutes**

Motion by Kessler, seconded by Winkels to approve the July 13, 2020 minutes as presented. A roll call vote was taken. Motion carried 8-0.

Motion by Kessler, seconded by Winkels to approve the June 10, 2020 Commissioner Training minutes as presented. A roll call vote was taken. Motion carried 8-0.

Motion by Kessler, seconded by Winkels to approve the June 11, 2020 Commissioner Training minutes as presented. A roll call vote was taken. Motion carried 8-0.

**V. Presentations and Public Hearings**

**A. Use of Force – Tony Paetznick, Public Safety Director**

Director Paetznick stated as part of the agency's commitment to the community in listening to concerns from residents about local law enforcement and leading organizational responses to the issues raised in recent months regarding police reform, the Public Safety Commission has been asked to review the use of force policies of the New Brighton Department of Public

Safety. The mission of the New Brighton Public Safety Department was reviewed along with the City's existing Use of Force policy. He then reviewed the Commission's role in the review of the department's Use of Force policy. Staff discussed several items of reference that assist with better understanding police officer use of force policies which include:

- Minnesota State Statutes
- Minnesota Board of Peace of Standards and Training Learning Objectives
- Task Force Report on 21<sup>st</sup> Century Policing
- Police Involved Deadly Force Encounters Working Group
- Lexipol Policy Manual
- Case Law/Supreme Court Decisions
- New Brighton Department of Public Safety Policies
- League of Minnesota Cities Insurance Trust 2020 Legislative Update

Director Paetznick discussed the reasonableness of force and commented additional items for consideration can also be found on the City's LISTEN web page which was dedicated to openness and transparency of policing in New Brighton. He commented further on the feedback the City received on the LISTEN web page and discussed the 8 Can't Wait Use of Force standards. The control devices and training provided to officers was then reviewed in detail, along with the department's internal reporting policies and procedures. Historical data for use of force was discussed with the Commission and the department's transparency on social media was described.

Discussion included:

- The Commission was proud of the New Brighton Public Safety Department and the great work they complete on behalf of the community.
- The Commission appreciated the forward thinking that was conducted by the Public Safety Department.
- The Commission was in favor of learning more about de-escalation training and techniques.
- The Commission requested further data regarding the ethnicity of those involved in use of force events.
- The Commission appreciated the culture of the department but wanted to learn more about how officers were selected. The importance of hiring good people was discussed at length.
- Staff discussed the manner in which officers review the Use of Force policy and how violations to the policy were addressed.
- The Commission wanted to better understand how many officers were from New Brighton. Residency requirements was discussed and it was noted over one-third of the department's officers lived in the community.
- Information was provided regarding neighborhood oriented policing.
- The department's policy regarding high speed chases was discussed.
- The City's mutual aid policy for both Police and Fire services was described with the Commission. It was noted the City has positive relationships with neighboring agencies.
- The Commission thanked Director Paetznick for the thorough and transparent report on Use of Force.

## **VI. Reports and Updates**

### **A. Allina Health – Dave Matteson**

Dave Mattson provided the Commission with an update from Allina. He reported the call volume for COVID-19 has remained flat over the past month. He explained 911 call volumes remain stable. He reported Allina continues to have a good supply of PPE. He reviewed the run data for the month of July noting New Brighton had 215 requests for services, 45 of these calls were at senior housing facilities. He stated there was a shooting on July 23<sup>rd</sup> and the individual transferred was recovering. In addition, there was a fire in New Brighton on August 2<sup>nd</sup>.

### **B. Public Safety Update – Director Paetznick**

Director Paetznick provided the Commission with an update from the Public Safety Department and commented on the Part 1 crimes in the community. He explained the City has had more than one shooting this year. He discussed an event where an officer was injured last week. He noted the City was still in the midst of a pandemic noting New Brighton has had 364 positive COVID cases. He indicated he would be meeting with the school district to discuss the SRO's role during hybrid learning this fall. He reported DeAndre Clarke, an Irondale graduate, was recently hired by the department.

Director Paetznick discussed the event that occurred in the community last week and described how the community should respond. He encouraged the community to not panic or speculate. The Commission thanked the Public Safety Department for providing factual updates to the community on social media.

### **C. City Council Update – Graeme Allen, Councilmember**

Councilmember Allen provided the Commission with an update from the City Council. He thanked the Public Works Department for their tremendous efforts on behalf of the community during these challenging times. He reported informal discussions have been held regarding several businesses that have had higher than usual incident requests. He stated the Council and staff held a preliminary budget discussion last week. It was noted no major changes were proposed for the Public Safety Department.

## **VII. Adjournment**

Motion by Ghouse, seconded by Kitzhaber to adjourn the meeting at 8:25 p.m. A roll call vote was taken. Motion carried 8-0.

Respectfully submitted,

A handwritten signature in black ink, appearing to read "Anthony S. Paetznick", written in a cursive style.

Tony Paetznick  
Director of Public Safety

During 2017, New Brighton police officers made nearly 4,000 traffic stops. The New Brighton Department of Public Safety (NBDPS) joined with other Ramsey County law enforcement agencies on January 9, 2017 to begin voluntarily collecting traffic stop data. New Brighton initiated this effort to increase transparency and provide more context to the limited amount of information than was previously captured. Minnesota law does not require the collection of this information. Starting in January 2017, New Brighton officers began recording the following data on every traffic stop:

- Perceived race of the driver
- Gender of the driver
- Whether the driver was searched
- Whether the vehicle was searched
- The reason for the traffic stop (moving violation, equipment violation, investigatory, or the result of a 911 call)

From the 3,962 total traffic stops, here are the answers to those five questions:

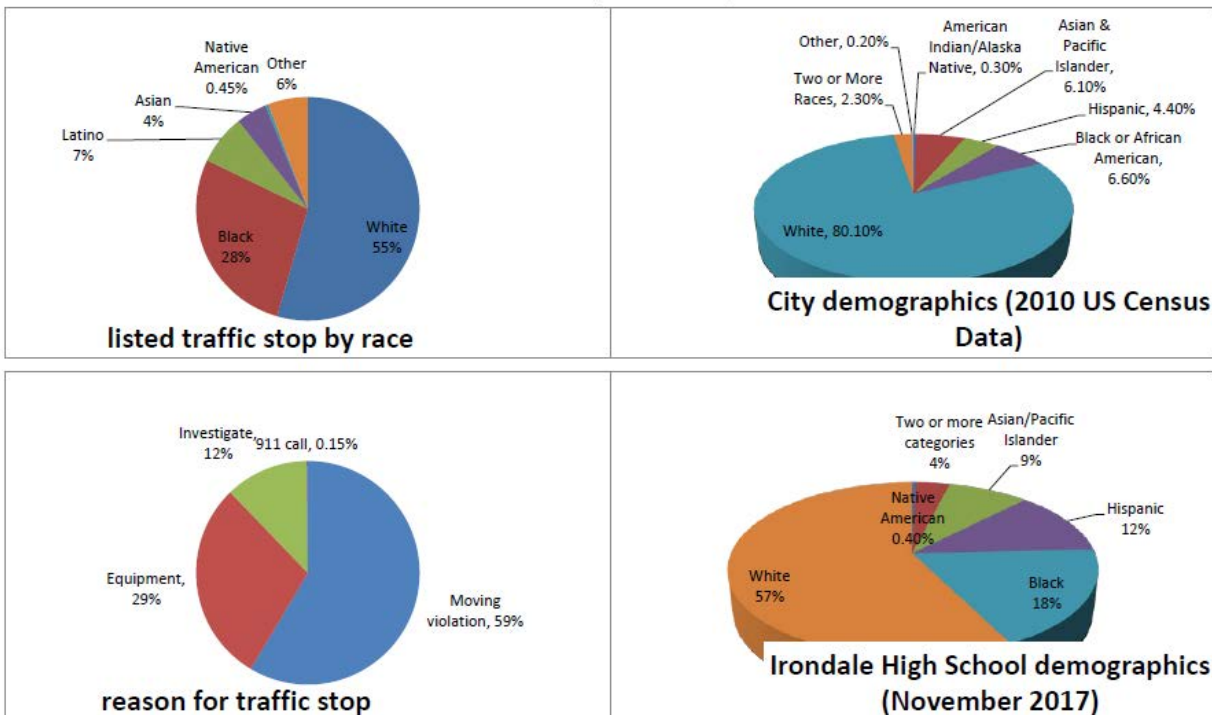
- Race: White 2,158 / Black 1,097 / Latino 286 / Asian 175 / Native American 18 / Other 228
- Gender: Male: 2,628 / Female: 1,335
- Persons searched: 280
- Vehicles searched: 308
- Reason for stop: Moving violation 2,320 / Equipment violation 1,159 / Investigatory 477 / 911 call 6

NBDPS provides the below summary graphics of our data collection from last year pertaining to perceived race of the driver and reason for the traffic stop, along with two data sets containing demographic information from our community, including 2010 US Census Data and enrollment information from Irondale High School as of November 2017. More information about the City of New Brighton and demographics are available on the City's website: <http://www.newbrightonmn.gov/about/>

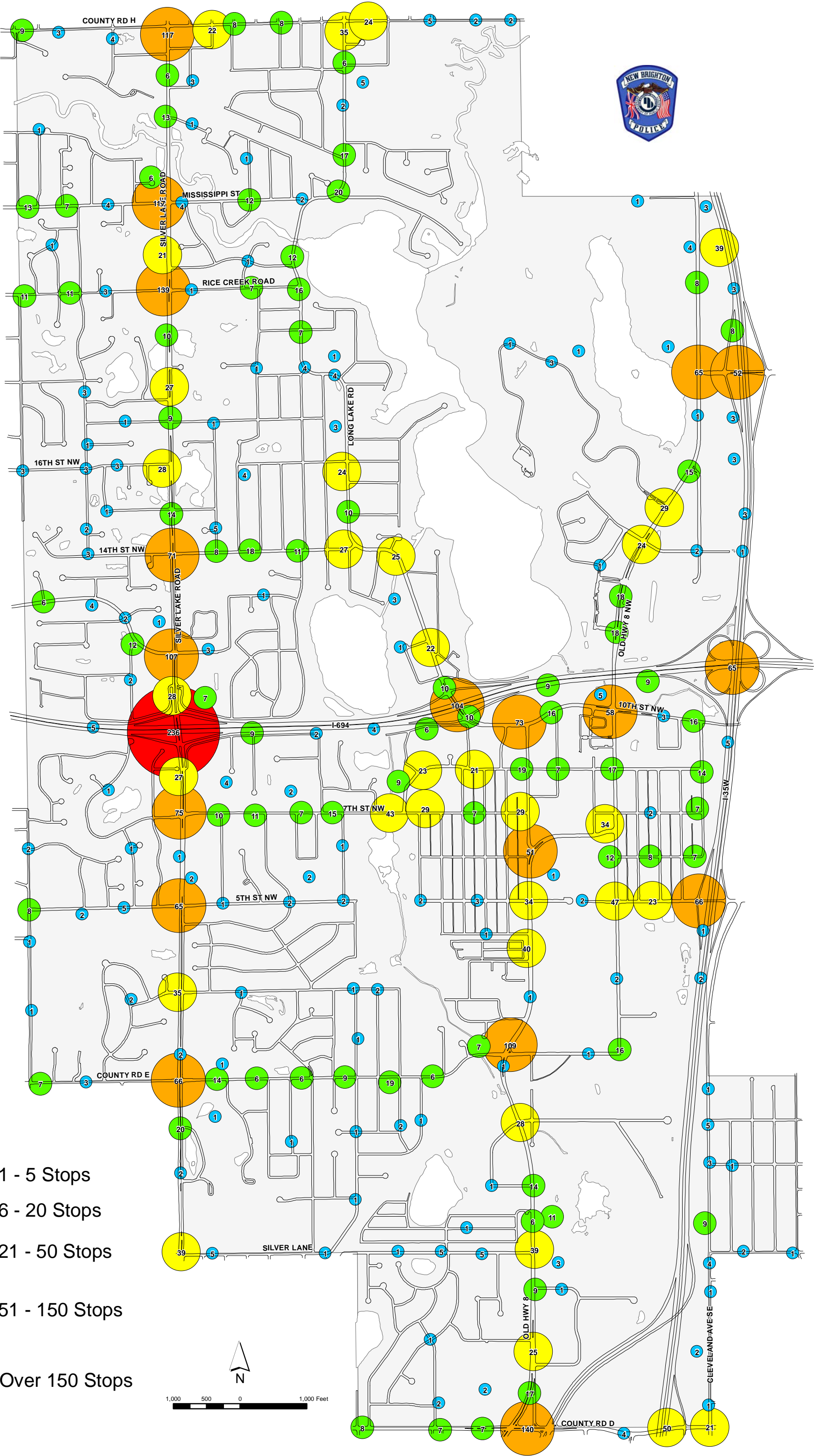
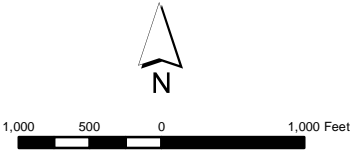
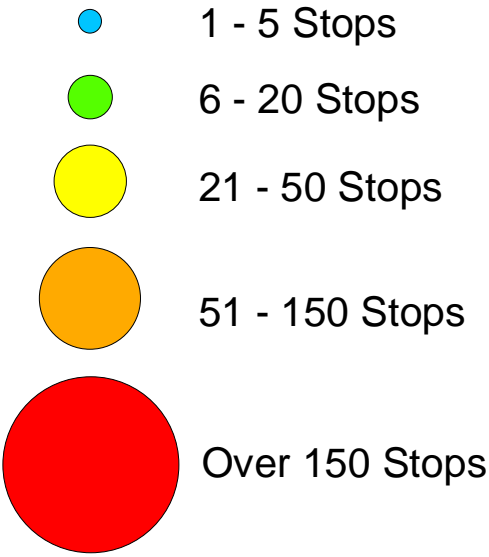
Several important questions are not answered by this data collection effort:

1. Demographic information of drivers who reside in the City of New Brighton.
2. Demographic information of drivers who reside elsewhere but travel through New Brighton.
3. Demographic information of drivers who either commit a moving violation and/or have an equipment deficiency on their vehicle; this report lists only those who were stopped by police.

NEW BRIGHTON DEPARTMENT OF PUBLIC SAFETY  
January 7 - December 31, 2017



2017 Traffic Stops





During 2018, New Brighton police officers made more than 4,200 traffic stops. In early 2017, the New Brighton Department of Public Safety (NBDPS) joined with other Ramsey County law enforcement agencies to begin voluntarily collecting traffic stop data. New Brighton initiated this effort to increase transparency and provide more context to the limited amount of information than was previously captured. Minnesota law does not require the collection of this information. Starting in January 2017, New Brighton officers began recording the following data on every traffic stop:

- Perceived race of the driver
- Gender of the driver
- Whether the driver was searched
- Whether the vehicle was searched
- The reason for the traffic stop (moving violation, equipment violation, investigative, or the result of a 911 call)

From the 4,230 total traffic stops, here are the answers to those five questions:

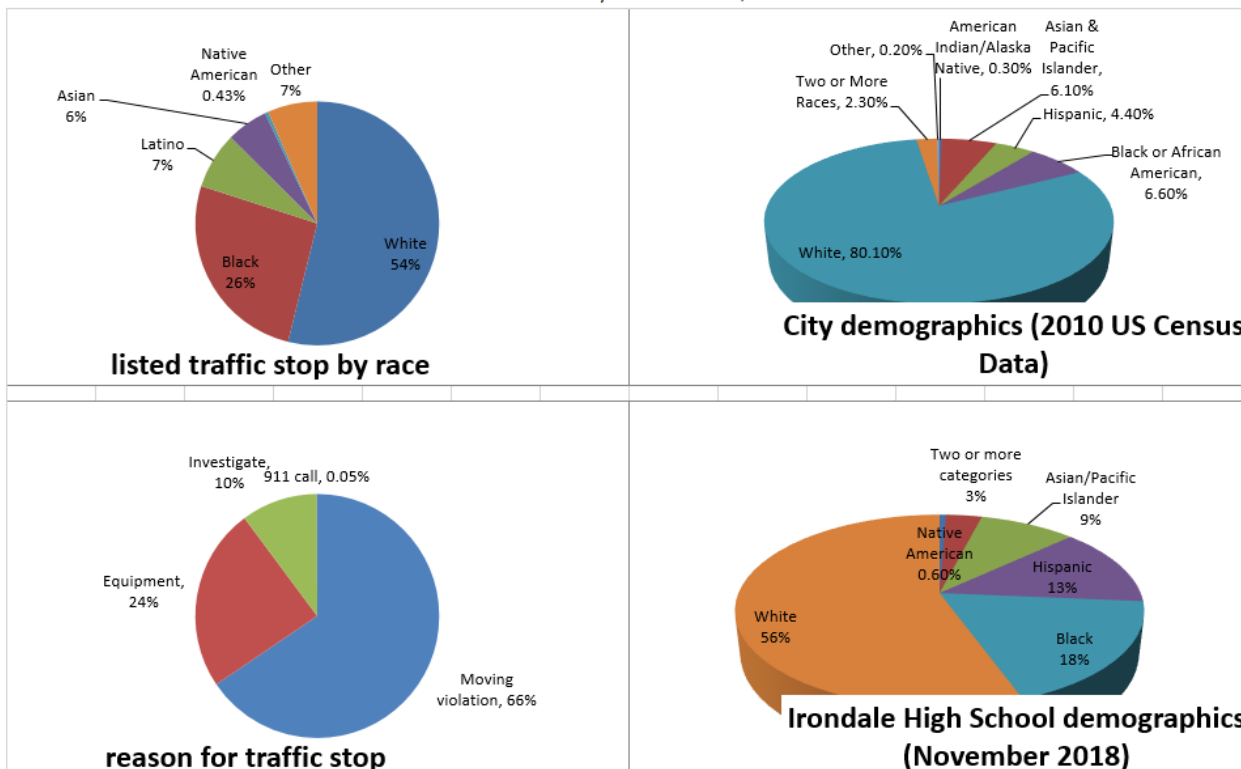
- Race: White 2,278 / Black 1,104 / Latino 316 / Asian 233 / Native American 18 / Other 280
- Gender: Male: 2,792 / Female: 1,438
- Persons searched: 341
- Vehicles searched: 351
- Reason for stop: Moving violation 2,772 / Equipment violation 1,027 / Investigatory 429 / 911 call 2

NBDPS provides the below summary graphics of our data collection from last year pertaining to perceived race of the driver and reason for the traffic stop, along with two data sets containing demographic information from our community, including 2010 US Census Data and enrollment information from Irondale High School as of November 2018. More information about the City of New Brighton and demographics are available on the City's website: <http://www.newbrightonmn.gov/about/>

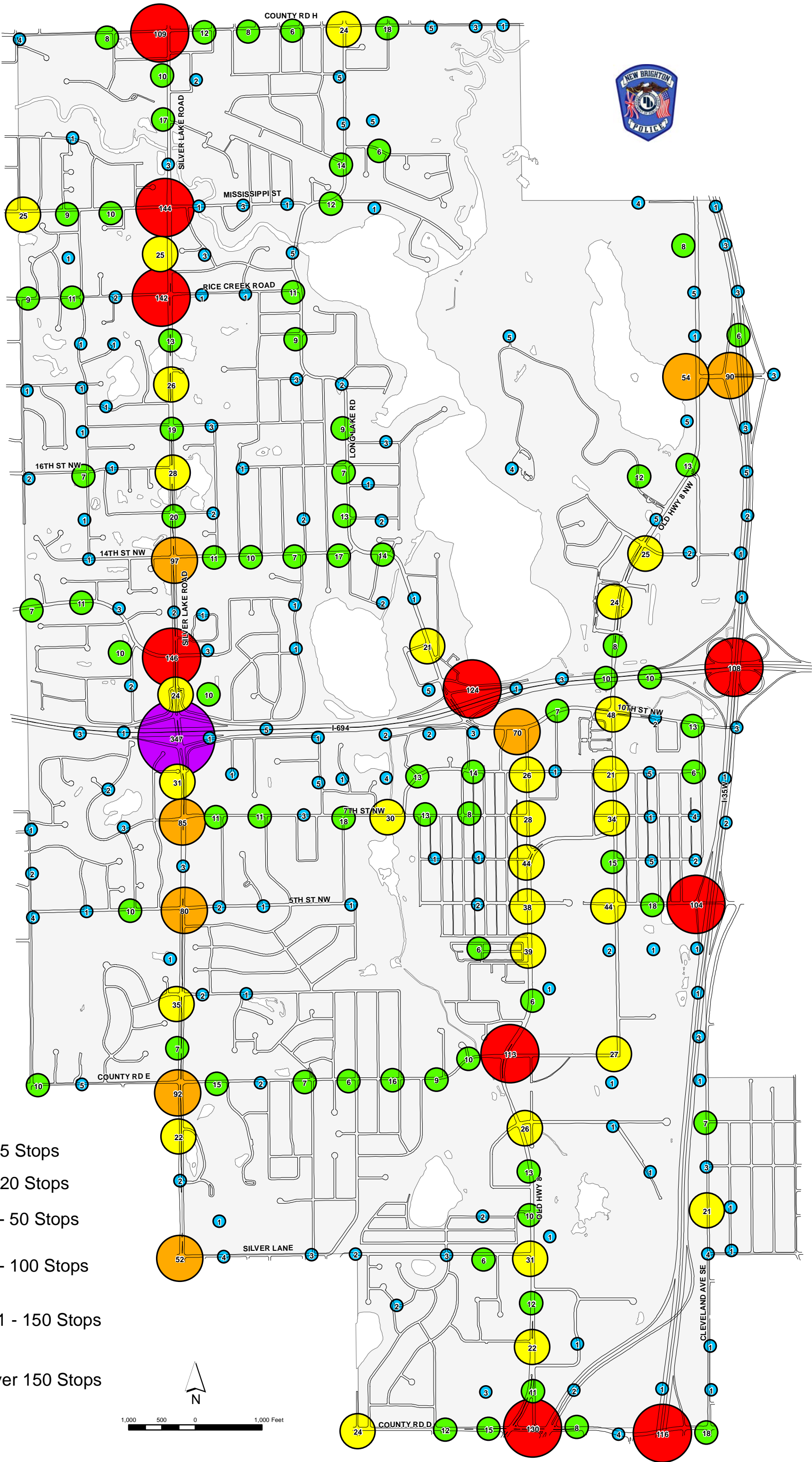
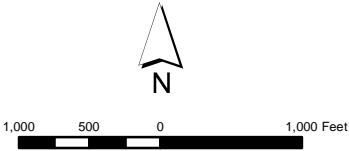
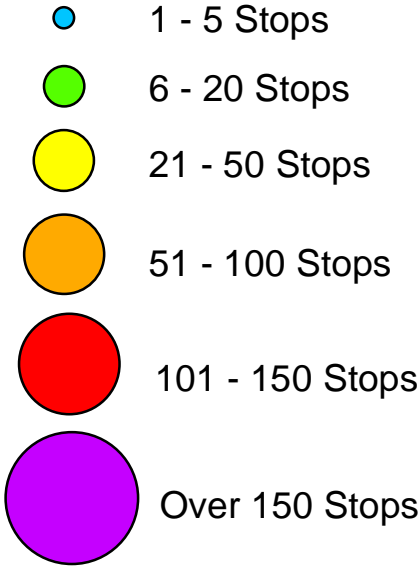
Several important questions are not answered by this data collection effort:

1. Demographic information of drivers who reside in the City of New Brighton.
2. Demographic information of drivers who reside elsewhere but travel through New Brighton.
3. Demographic information of drivers who either commit a moving violation and/or have an equipment deficiency on their vehicle; this report lists only those who were stopped by police.

NEW BRIGHTON DEPARTMENT OF PUBLIC SAFETY  
January 1 - December 31, 2018



2018 Traffic Stops





During 2019, New Brighton police officers made more than 3,200 traffic stops. In early 2017, the New Brighton Department of Public Safety (NBDPS) joined with other Ramsey County law enforcement agencies to begin voluntarily collecting traffic stop data. New Brighton initiated this effort to increase transparency and provide more context to the limited amount of information than was previously captured. Minnesota law does not require the collection of this information. Starting in January 2017, New Brighton officers began recording the following data on every traffic stop:

- Perceived race of the driver
- Gender of the driver
- Whether the driver was searched
- Whether the vehicle was searched
- The reason for the traffic stop (moving violation, equipment violation, investigatory, or the result of a 911 call)

From the 3,281 total traffic stops, here are the answers to those five questions:

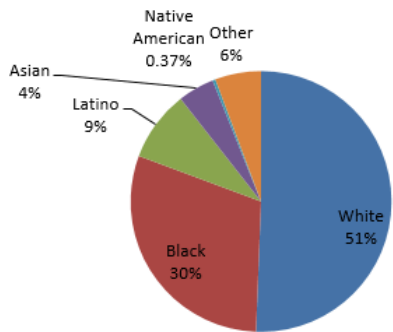
- Race: White 1,661 / Black 986 / Latino 287 / Asian 148 / Native American 12 / Other 187
- Gender: Male: 2,174 (66.26%) / Female: 1,107 (33.74%)
- Persons searched: 265 (8.08%)
- Vehicles searched: 232 (7.07%)
- Reason for stop: Moving violation 2,162 / Equipment violation 754 / Investigatory 361 / 911 call 4

NBDPS provides the below summary graphics of our data collection from last year pertaining to perceived race of the driver and reason for the traffic stop, along with two data sets containing demographic information from our community, including 2018 American Community Survey and enrollment information from Irondale High School as of November 2019. More information about the City of New Brighton and demographics are available on the City's website: <http://www.newbrightonmn.gov/about/>.

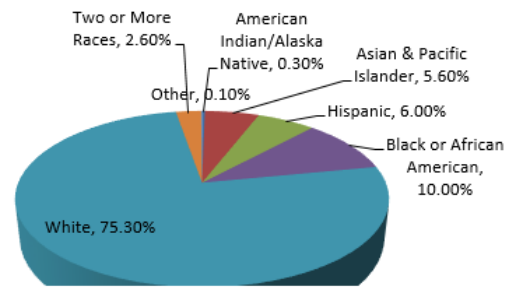
Several important questions are not answered by this data collection effort:

1. Demographic information of drivers who reside in the City of New Brighton.
2. Demographic information of drivers who reside elsewhere but travel through New Brighton.
3. Demographic information of drivers who either commit a moving violation and/or have an equipment deficiency on their vehicle; this report lists only those who were stopped by police.

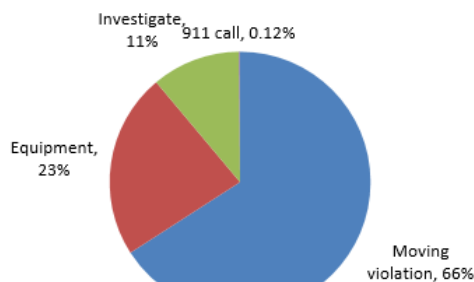
NEW BRIGHTON DEPARTMENT OF PUBLIC SAFETY  
January 1 - December 31, 2019



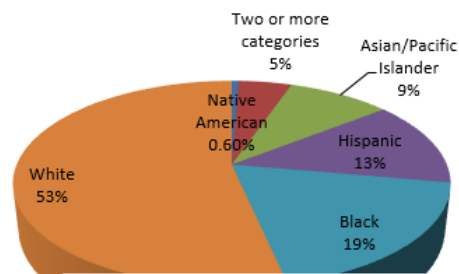
listed traffic stop by race



City demographics (2018 American Community Survey 5-Year Estimates)

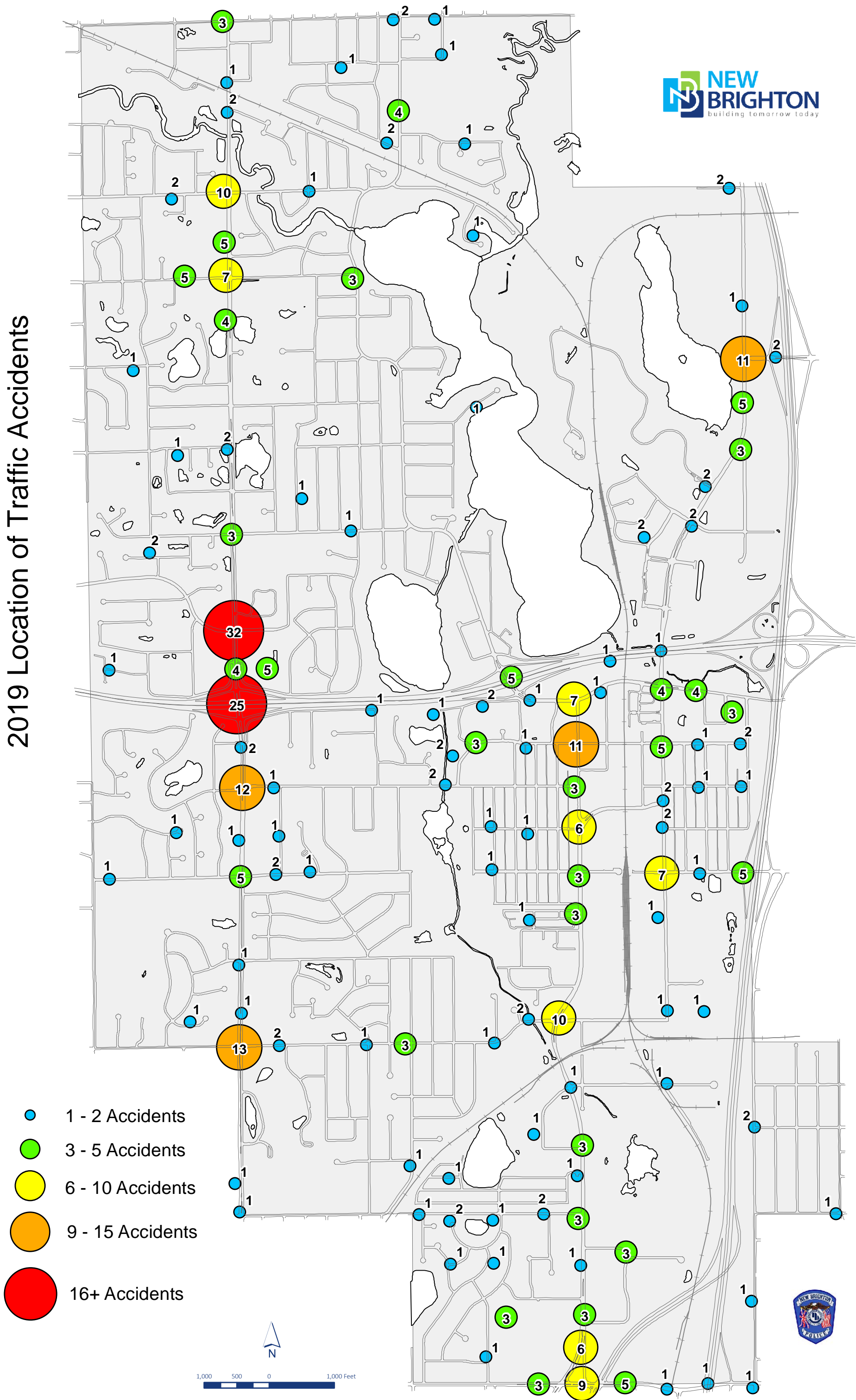


reason for traffic stop



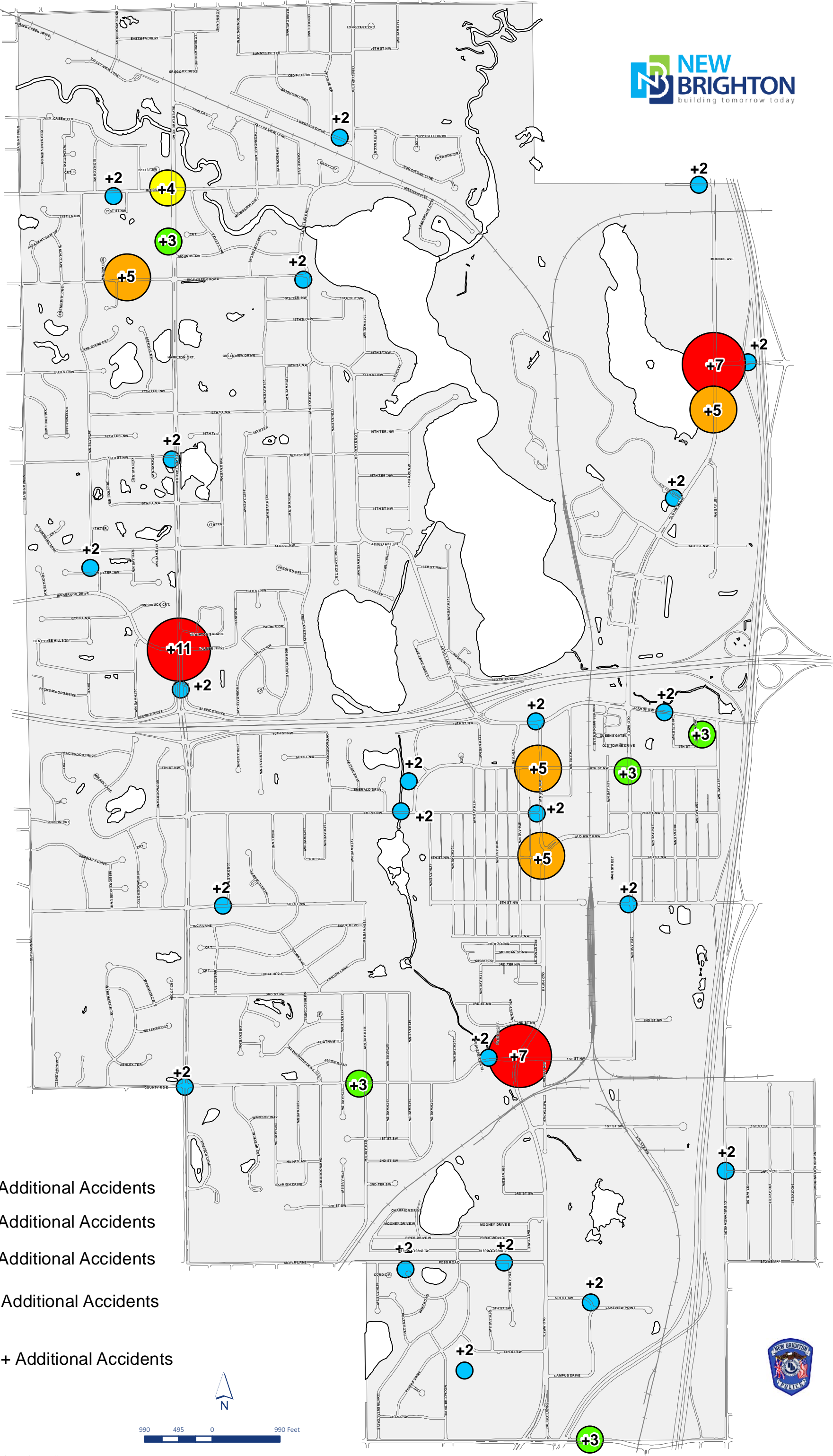
Irondale High School demographics (November 2019)

# 2019 Location of Traffic Accidents



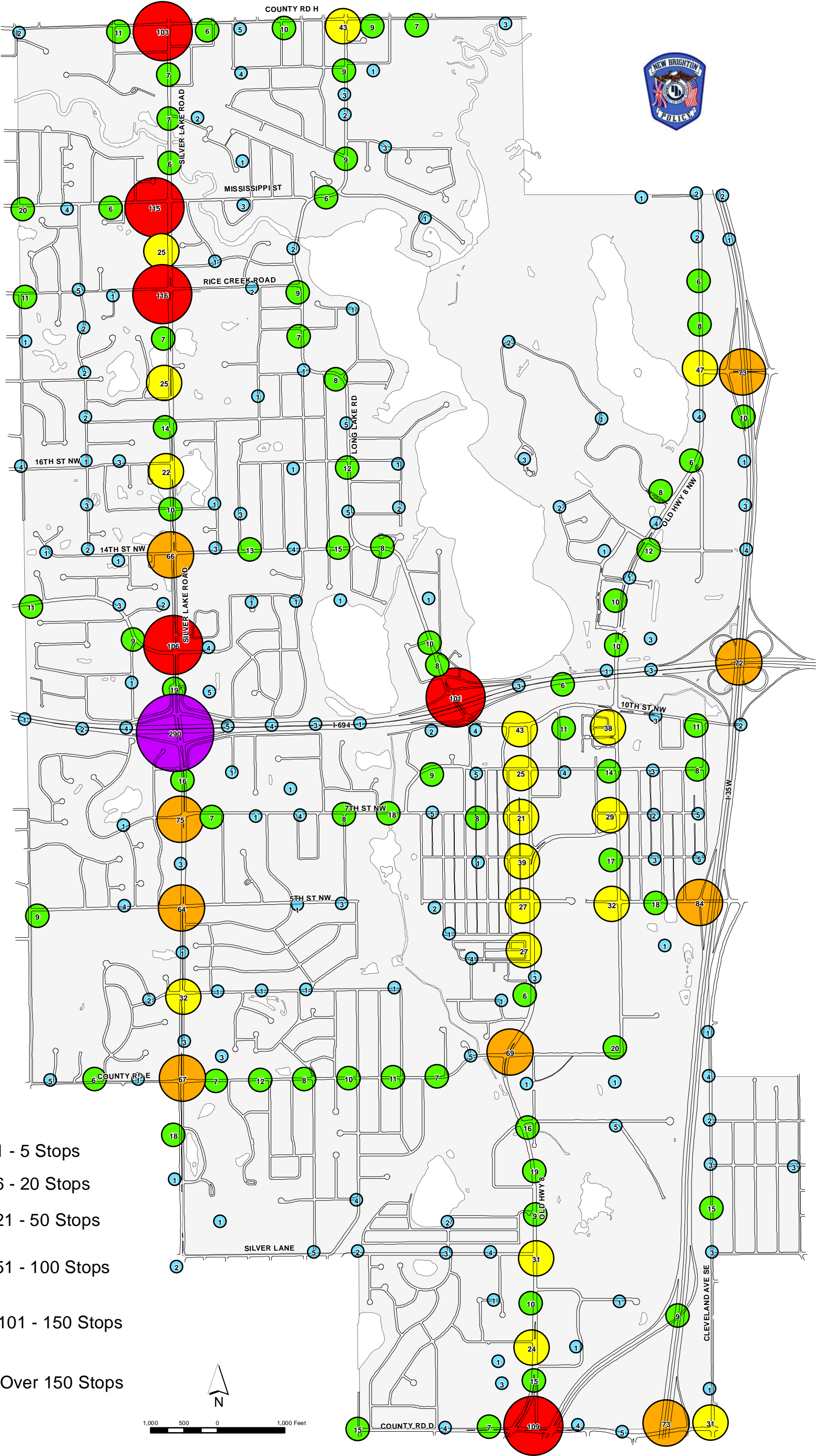
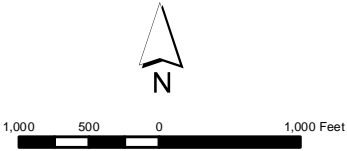
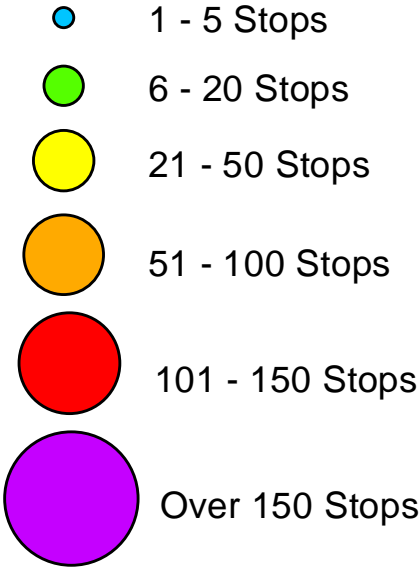
# Location of Traffic Accident Increases From 2018 to 2019

- 2 Additional Accidents
- 3 Additional Accidents
- 4 Additional Accidents
- 5 Additional Accidents
- 6+ Additional Accidents





2019 Traffic Stops



# 2019 Traffic Incidents - City of New Brighton

Through December 2019



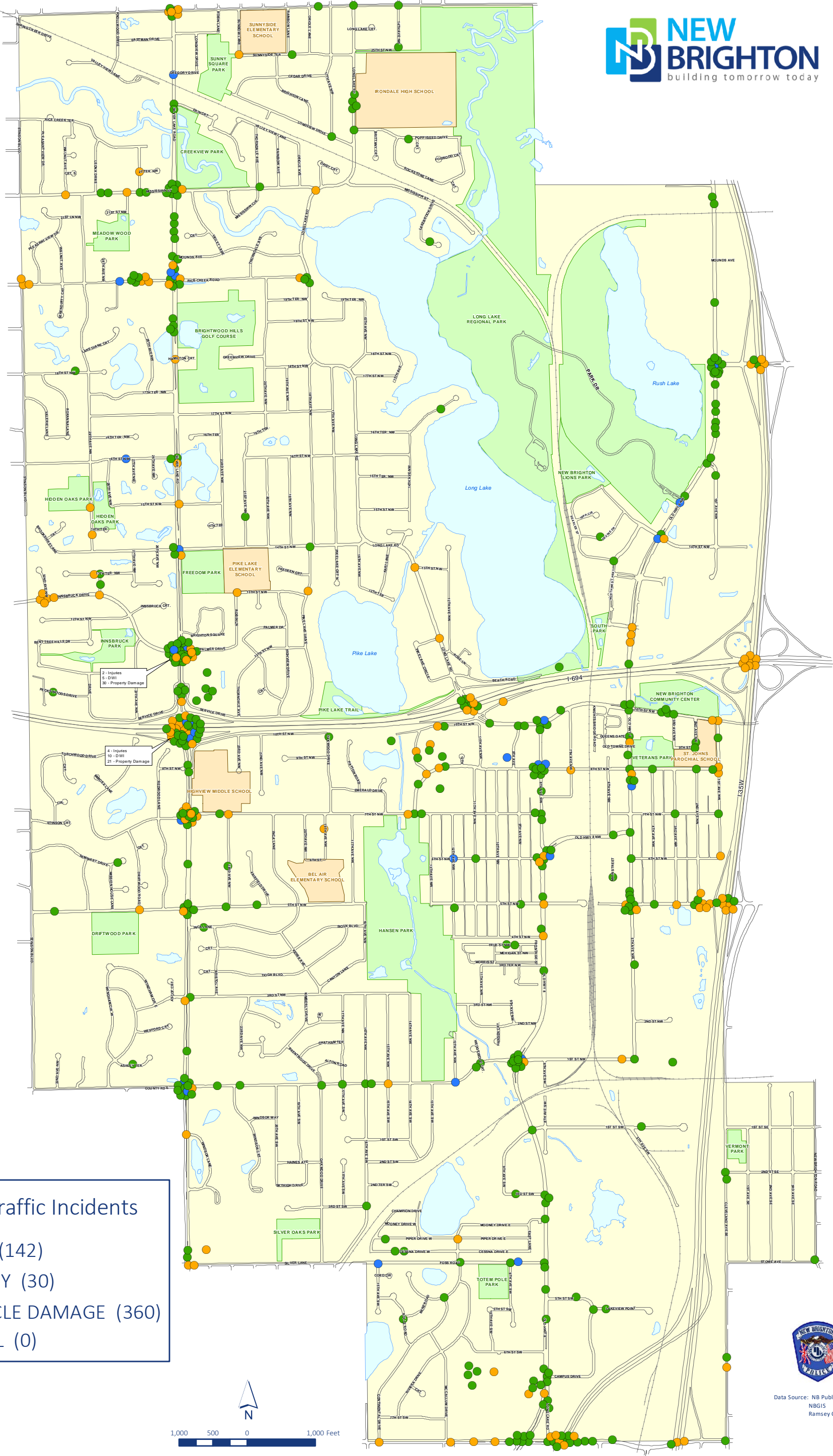
2019 Traffic Incidents

DWI (142)

INJURY (30)

VEHICLE DAMAGE (360)

FATAL (0)



Data Source: NB Public Safety  
NBGIS  
Ramsey County



# 2019 Serious Crime - City of New Brighton

Through December 2019



2019 Serious Part I Crimes



ARSON (2)



ASSAULT (16)



AUTO THEFT (30)



BURGLARY (49)



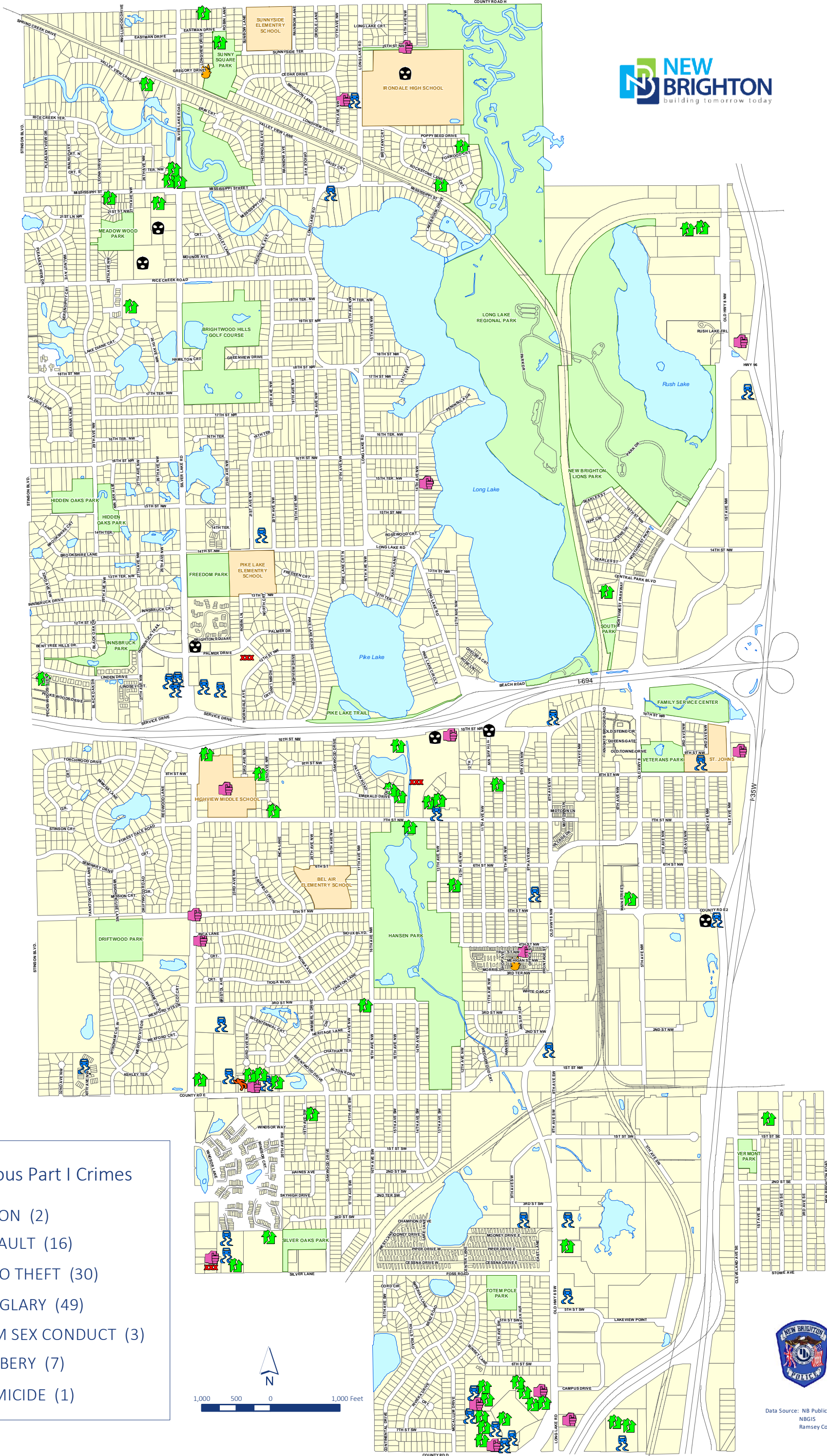
CRIM SEX CONDUCT (3)



ROBBERY (7)



HOMICIDE (1)



Data Source: NB Public Safety  
NBGIS  
Ramsey County

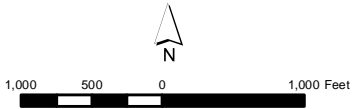


# 2019 Fire Calls - City of New Brighton

Through December 2019



- ### 2019 Fire Calls
- FALSE ALARM (138)
  - FIRE (80)
  - HAZARDOUS COND. (58)
  - MISC (34)
  - RESCUE (25)
  - SERVICE CALL (31)



## 2020 Use of Force - By Month

	<u>#</u>	<u>YTD</u>
January	11	11
February	2	13
March	7	20
April	3	23
May	6	29
June	6	35
July	7	42
August		
September		
October		
November		
December		

## Use of Force Statistics

### July

<u>Year</u>	<u># for Month</u>	<u>Year-to-Date</u>
2020	7	42
2019	5	42
2018	6	27
2017	5	33
2016	1	21

## Incident Type Report (Summary)

Incident Type	Total Incidents	Total Incidents % of Incidents	Total Property Loss	Total Content Loss	Total Loss
<b>Incident Type Category: 1 - Fire</b>					
111 - Building fire	2	6.3%	5,000	5,000	10,000
113 - Cooking fire, confined to container	2	6.3%			
118 - Trash or rubbish fire, contained	2	6.3%			
131 - Passenger vehicle fire	1	3.1%	5,000	1,000	6,000
<b>Total: 7</b>	<b>Total: 21.9%</b>		<b>Total: 10,000</b>	<b>Total: 6,000</b>	<b>Total: 16,000</b>
<b>Incident Type Category: 3 - Rescue &amp; Emergency Medical Service Incident</b>					
311 - Medical assist, assist EMS crew	1	3.1%			
352 - Extrication of victim(s) from vehicle	1	3.1%			
353 - Removal of victim(s) from stalled elevator	1	3.1%			
<b>Total: 3</b>	<b>Total: 9.4%</b>		<b>Total: 0</b>	<b>Total: 0</b>	<b>Total: 0</b>
<b>Incident Type Category: 4 - Hazardous Condition (No Fire)</b>					
411 - Gasoline or other flammable liquid spill	1	3.1%			
440 - Electrical wiring/equipment problem, other	2	6.3%			
442 - Overheated motor	1	3.1%			
444 - Power line down	1	3.1%			
460 - Accident, potential accident, other	1	3.1%			
463 - Vehicle accident, general cleanup	2	6.3%			
<b>Total: 8</b>	<b>Total: 25.0%</b>		<b>Total: 0</b>	<b>Total: 0</b>	<b>Total: 0</b>
<b>Incident Type Category: 5 - Service Call</b>					
531 - Smoke or odor removal	1	3.1%			
550 - Public service assistance, other	2	6.3%			
551 - Assist police or other governmental agency	3	9.4%			
<b>Total: 6</b>	<b>Total: 18.8%</b>		<b>Total: 0</b>	<b>Total: 0</b>	<b>Total: 0</b>
<b>Incident Type Category: 6 - Good Intent Call</b>					
611 - Dispatched and cancelled en route	2	6.3%			
<b>Total: 2</b>	<b>Total: 6.3%</b>		<b>Total: 0</b>	<b>Total: 0</b>	<b>Total: 0</b>
<b>Incident Type Category: 7 - False Alarm &amp; False Call</b>					
733 - Smoke detector activation due to malfunction	1	3.1%			
735 - Alarm system sounded due to malfunction	4	12.5%			
740 - Unintentional transmission of alarm, other	1	3.1%			
<b>Total: 6</b>	<b>Total: 18.8%</b>		<b>Total: 0</b>	<b>Total: 0</b>	<b>Total: 0</b>
<b>Total: 32</b>	<b>Total: 100.0%</b>		<b>Total: 10,000</b>	<b>Total: 6,000</b>	<b>Total: 16,000</b>

## Report Filters

Basic Incident Date Time: is between '07/01/2020' and '07/31/2020'

Agency Name: is equal to 'NEW BRIGHTON'

## Report Criteria

Incident Type (Fd1.21): Is Not Blank

CRIMINAL ACTIVITY  
PART I OFFENSES  
(Actual and Attempts)

MONTH OF: July 2020	Cases This Month	This Month Clearances	Cases Year-to-Date	Cases Last Year-to-Date
Homicide	0	0	0	0
Rape	1	0	2	3
Robbery	3	0	7	6
Agg. Assault	1	1	9	12
Burglary	5	0	32	21
Theft (includes shoplifting and bike)	43	2	214	176
Auto Theft	6	0	28	15
Arson	0	0	0	2
TOTALS	59	3	292	235

TRAFFIC ACTIVITY

	This Month	Year-to-Date	Last Year-to-Date
Motor Vehicle Crashes:	22	144	235
Property Damage	18	133	210
Personal Injury	4	11	25
Fatal	0	0	0
DWI	11	60	83
Parking Violations	28	127	263
Hazardous Moving Violations	80	219	249
Non-Hazardous Moving Violations	39	250	382
Traffic Stops – No Citation	142	708	1,334

MISCELLANEOUS POLICE ACTIVITY

	This Month	This Month Last Year	Year-to-Date	Last Year-to-Date
CFS by Complaint Number	788	898	5,400	5,715
CFS by Officers' Response	1,297	1,534	9,166	9,994
Adult Arrests (not including traffic)	24	39	196	208
Juvenile Arrests (not including traffic)	0	6	6	9
Warrant Arrests	3	9	27	44
Non-Traffic Citations	7	21	83	103